

CANDIDATE / OFFICEHOLDER CAMPAIGN FINANCE REPORT

FORM C/OH
COVER SHEET PG 1

The C/OH Instruction Guide explains how to complete this form.

1

2

3

OFFICE USE ONLY

4

5

6

8

9

10

S: N ü % & S 0 3 S * 1

<input type="checkbox"/>		
	<input type="checkbox"/>	
<hr/>		

SUBTOTALS - C/OH

**FORM C/OH
COVER SHEET PG 3**

18	<input type="checkbox"/> <input type="checkbox"/> <input type="checkbox"/>	<input type="checkbox"/>
----	--	--------------------------

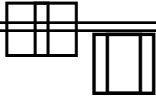

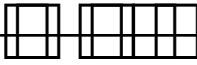

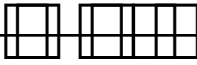
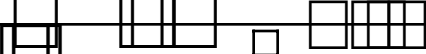
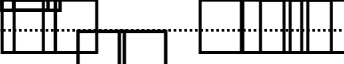

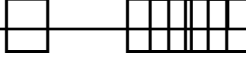
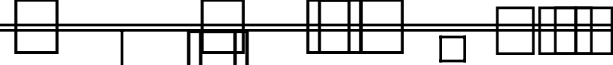
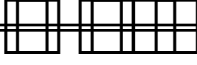
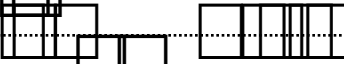
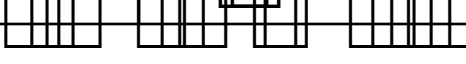
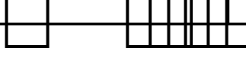
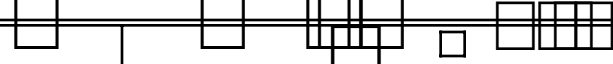
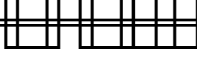


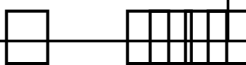
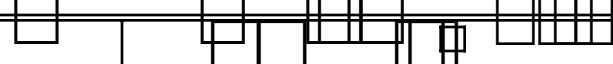
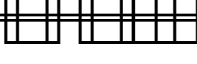
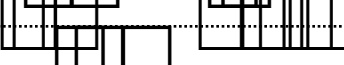
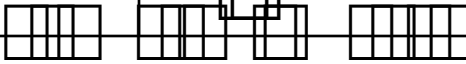
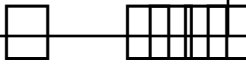
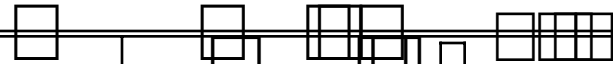
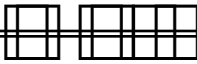


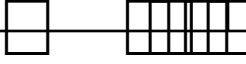


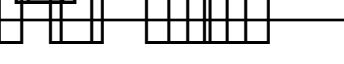


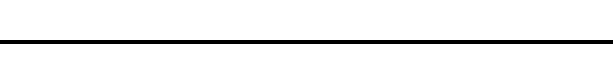
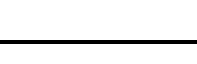
20	<input type="checkbox"/> 2 + W' ø Su7]	<input type="checkbox"/>
	<input type="checkbox"/>	
	<input type="checkbox"/>	
	<input type="checkbox"/>	
	<input type="checkbox"/>	
	<input type="checkbox"/>	
	<input type="checkbox"/>	
	<input type="checkbox"/>	
	<input type="checkbox"/>	
	<input type="checkbox"/>	
	<input type="checkbox"/>	
	<input type="checkbox"/>	
	<input type="checkbox"/>	
	<input type="checkbox"/>	
	<input type="checkbox"/>	

--	--	--

<hr/>	

MONETARY POLITICAL CONTRIBUTIONS

SCHEDULE A1

<p>The Instruction Guide explains how to complete this form.</p>	<p>1</p> 
<p>2</p> 	<p>3</p> 
<p>4</p> 	<p>7</p> 
<p>5</p> 	
<p>6</p> 	
<p>8</p> 	<p>9</p> 
	
	
	
	
	
	
	
	
	
	
	
	
	
	
	
	

MONETARY POLITICAL CONTRIBUTIONS

SCHEDULE A1

The Instruction Guide explains how to complete this form.

1	<input type="checkbox"/> <input type="checkbox"/>
2	3
4	7
5	
6	
8	9

MONETARY POLITICAL CONTRIBUTIONS

SCHEDULE A1

The Instruction Guide explains how to complete this form.

1

2

3

4

5

7

--	--

	<input type="checkbox"/>	

--	--

	<input type="checkbox"/>	

--	--

	<input type="checkbox"/>	

--	--

	<input type="checkbox"/>	

--	--

--	--

MONETARY POLITICAL CONTRIBUTIONS

SCHEDULE A1

The Instruction Guide explains how to complete this form.

1

<table border="1"><tr><td></td><td></td></tr></table>			<table border="1"><tr><td></td><td></td></tr></table>		

2

--	--

3

--	--	--	--

4

5

--	--	--	--	--

7

6

--	--	--	--	--	--	--	--

8

--	--	--	--	--	--	--	--

9

--	--	--	--	--	--	--	--

--	--	--	--	--	--

--	--	--	--	--	--

--	--	--	--	--	--

--	--	--	--	--	--

\$XVWLQ 7;

	<input type="checkbox"/>	
	<input type="checkbox"/>	
	<input type="checkbox"/>	
<p>.....</p>		

MONETARY POLITICAL CONTRIBUTIONS

SCHEDULE A1

The Instruction Guide explains how to complete this form.

1	[Grid]
2	3
4	7
5	
6	
8	9

MONETARY POLITICAL CONTRIBUTIONS

SCHEDULE A1

The Instruction Guide explains how to complete this form.

1	<table border="1"><tr><td data-bbox="1161 170 1235 218">1</td><td data-bbox="1247 197 1313 262">2</td></tr></table>	1	2			
1	2					
2	3					
4	7					
5	8					
6	9					
8						
<table border="1"><tr><td data-bbox="164 1959 250 2022">1</td><td data-bbox="321 1959 433 2022">2</td><td data-bbox="553 1959 607 2022">3</td><td data-bbox="764 1959 937 2022">4</td><td data-bbox="1352 1959 1406 2022">5</td></tr></table>		1	2	3	4	5
1	2	3	4	5		

PLEGGED CONTRIBUTIONS

SCHEDULE B

The Instruction Guide explains how to complete this form.

1	<input type="checkbox"/> <input type="checkbox"/>
2	3 <input type="checkbox"/>
4	\$ <input type="checkbox"/> <input type="checkbox"/> <input type="checkbox"/>
5	6 <input type="checkbox"/> <input type="checkbox"/> <input type="checkbox"/> <input type="checkbox"/>
7	8 <input type="checkbox"/> <input type="checkbox"/> <input type="checkbox"/> <input type="checkbox"/> <input type="checkbox"/> <input type="checkbox"/>
9	<input type="checkbox"/> <input type="checkbox"/> <input type="checkbox"/>

--	--

--

LOANS

SCHEDULE E

The Instruction Guide explains how to complete this form.		1	<table border="1"><tr><td></td><td></td></tr></table>																
2	<table border="1"><tr><td></td><td></td></tr></table>			3	<table border="1"><tr><td></td><td></td></tr></table>														
4	<table border="1"><tr><td></td><td></td><td></td><td></td></tr></table>						\$ <table border="1"><tr><td></td><td></td></tr></table>												
5	<table border="1"><tr><td></td><td></td><td></td><td></td><td></td><td></td></tr></table>							7	<table border="1"><tr><td></td><td></td><td></td><td></td></tr></table>					9	<table border="1"><tr><td></td><td></td></tr></table>				
6	<table border="1"><tr><td></td><td></td><td></td><td></td><td></td><td></td></tr></table>							8	<table border="1"><tr><td></td><td></td><td></td><td></td></tr></table>					10	<table border="1"><tr><td></td><td></td><td></td><td></td></tr></table>				
12	<table border="1"><tr><td></td><td></td><td></td><td></td><td></td><td></td></tr></table>							13	<table border="1"><tr><td></td><td></td><td></td><td></td></tr></table>					11	<table border="1"><tr><td></td><td></td><td></td><td></td></tr></table>				
14	<table border="1"><tr><td></td><td></td><td></td><td></td></tr></table>					15	<table border="1"><tr><td></td><td></td></tr></table>												
16	<table border="1"><tr><td></td><td></td><td></td><td></td></tr></table>					17	<table border="1"><tr><td></td><td></td></tr></table>												
	<table border="1"><tr><td></td><td></td><td></td><td></td></tr></table>					18	<table border="1"><tr><td></td><td></td><td></td><td></td></tr></table>												
20	<table border="1"><tr><td></td><td></td><td></td><td></td></tr></table>																		

POLITICAL EXPENDITURES FROM POLITICAL CONTRIBUTIONS

SCHEDULE F1

EXPENDITURE CATEGORIES FOR BOX 3(a)

The Instruction Guide explains how to complete this form.

1	2	3
4	5	
6	7	
8 PURPOSE OF EXPENDITURE	(a)	(b)
9		
PURPOSE OF EXPENDITURE	(a)	(b)
PURPOSE OF EXPENDITURE	(a)	(b)

POLITICAL EXPENDITURES FROM POLITICAL CONTRIBUTIONS

SCHEDULE F1

EXPENDITURE CATEGORIES FOR BOX 8(a)

The Instruction Guide explains how to complete this form.

1	2	3
4	5	
6	7	
8	(a)	(b)
9		

PURPOSE OF EXPENDITURE

POLITICAL EXPENDITURES FROM PERSONAL FUNDS

SCHEDULE G

EXPENDITURE CATEGORIES FOR BOX 8(a)

The Instruction Guide explains how to complete this form.

1	2
4	5
6	7

8	(a)	€ p€p &DW0D\DLVLE@QWKHGXOH
---	-----	-------------------------------

--

--

<input type="checkbox"/>

<input type="checkbox"/>

--

--

<input type="checkbox"/>

<input type="checkbox"/>

--

--

POLITICAL EXPENDITURES FROM PERSONAL FUNDS

SCHEDULE G

EXPENDITURE CATEGORIES FOR BOX B(a)

The Instruction Guide explains how to complete this form.

1		2	
-	e	š	h
<input type="checkbox"/>			
			<input type="checkbox"/>

<input type="checkbox"/>			
			<input type="checkbox"/>

<input type="checkbox"/>			
			<input type="checkbox"/>

POLITICAL EXPENDITURES FROM PERSONAL FUNDS

SCHEDULE G

EXPENDITURE CATEGORIES FOR BOX B (a)

The Instruction Guide explains how to complete this form.

1	2	3
4	5	
6	7	
8 PURPOSE OF EXPENDITURE	(a)	(b)
9		
PURPOSE OF EXPENDITURE		
PURPOSE OF EXPENDITURE		
PURPOSE OF EXPENDITURE		